


The Sky's the Limit!



2018 Montana Association of Weavers and Spinners Conference

June 14-17, 2018 | Yellowstone Conference Center at Big Sky Resort | Big Sky, Montana

Pre-Conference Classes—June 12-14, 2018

MAWS 2018 Conference Overview

Dates and Location The 2018 MAWS Conference, hosted by the Bozeman Weavers Guild, will take place June 12 – 17, 2018, at the Yellowstone Conference Center in Big Sky, MT.

Registration See Page 3.

Getting There The turnoff to Big Sky Resort is located on US 191, 40 mi. south of Bozeman and 50 mi. north of West Yellowstone, MT. Turn west at the light on US 191, onto Lone Mountain Trail. Follow the road 8 mi. up the mountain, and follow the signs to Big Sky Resort and the Yellowstone Conference Center. You will turn south (left) onto Big Sky Resort Road which leads to the Yellowstone Conference Center.

Lodging See Page 4.

The Sky's the Limit, Pre-Conference The MAWS 2018 Pre-Conference promises to be both stimulating and relaxing! Sounds contradictory? Well, yes and no. Our smaller pre-conference will allow you the pleasure of seeing old friends and making new in the cozy setting of the Yellowstone Conference Center, surrounded by the glories of nature in SW Montana. With a choice of eight fabulous workshops, you'll spend your pre-conference days being instructed, challenged and encouraged by some great talents of the weaving and spinning world. Evenings you will be free to relax, check out the various wonderful restaurants at Big Sky Resort, and plan your own perfect down-time activities, from hiking nearby peaks to soaking in the pool. Remember, it won't be getting dark until close to 10:00 p.m., near as we will be to the summer solstice, so enjoy every waking minute! At the pre-conference, you'll be able to do it all.

The Sky's the Limit, Main Conference Busy but wonderful seems to best describe the MAWS 2018 main conference! You will immerse yourself in topics of interest to you, brought to you by our amazing lineup of instructors. You'll enjoy meals with friends, the creature comforts of Big Sky Resort, as well as all the fun and inspiration of the special events described below.

Conference colors Our conference colors are inspired by all the natural beauty surrounding us in Montana, and particularly that gorgeous canopy we know and love as the big sky. Sky blue, silver, golden yellow and coral. Enjoy creating your open show item, fashion show item, guild booth, and anything else you'd like with the 2018 conference colors. Purchase special conference colors yarn, custom dyed by Mountain Colors, through our Etsy shop

Community Day All community members, from Big Sky, Bozeman, and beyond, are invited to Big Sky Resort all day Saturday, June 16th to enjoy the many fiber arts exhibits, watch demonstrations of spinning and weaving, and shop the vendors. This event is free and open to the public.

MAWS 2018 Conference Registration

Registration Conference registration will open to the public January 18, through May 31, 2018, and will be online only through the Bozeman Weavers Guild website. You will be able to register for Pre-conference workshops, (breakfast and lunch included) and/or a variety of all-day or half-day Conference classes, (all meals and special events included). Please see the registration page at www.bozemanweaversguild/maws-2018/ for more information. If you have any questions please email us at: mawsconference2018@gmail.com

Pre-Conference Costs The MAWS 2018 Pre-conference offers three-, two-, and one-day workshops. Costs include instruction, and breakfast and lunch on the days of instruction. Dinner is on your own at Big Sky Resort restaurants.

Three day workshop costs: \$244*

Two-day workshop costs: \$168*

One-day workshop costs: \$82*

*costs include instruction, breakfast and lunch each day

Main Conference Costs Main Conference costs include two full days of instruction, all meals from dinner Thursday evening till breakfast Sunday morning.

Main Conference Costs: \$335**

**costs include all special conference events:

- Big Sky Barbecue – Meet the Instructors
- Living Treasures Ceremony
- Vendor Grand Opening
- Open Show and Guild Booths
- Instructors Show
- Business Over Breakfast with Jane Patrick
- Keynote Speaker: Doris Florig on “Weaving an Adventure”
- Special dessert and book-signing
- Top Ten Fiber Tips with Collingwood, Hartshorn, and Patrick
- Awards dinner
- Fashion Show
- Spin In

Refund policy Registration costs for the MAWS 2018 conference are non-refundable, as a rule. Refunds due to unusual circumstances will be considered on a case-by-case basis. Requests for refunds must be made in writing to Bozeman Weavers Guild, P.O. Box 1782, Bozeman, MT 59771 attn: MAWS 2018, or to mawsconference2018@gmail.com.

MAWS 2018 Conference Lodging

Big Sky Resort

Your time at the MAWS 2018 conference will be enhanced by the comfortable accommodations at Big Sky Resort. Special conference rates are available in the following four hotels. The Huntley Lodge and Shoshone Condominiums are housed in the same building as the Yellowstone Conference Center and so offer the most convenient access to all conference events. The Summit Hotel and the Village Center are a short walk away, across the Mountain Mall Plaza. Read about the special features of each facility, and make your reservation at bigskyresort.com/lodging. You may also make reservations by phone at 800-548-4487. Use the code MAWS to receive the conference rate.

Huntley Lodge

Huntley Lodge First Class 2 – 4 guests, 2 Boyne queen beds \$149 */2; \$159/3; \$169/4
Huntley Lodge Loft 3-6 guests, 3 Boyne queen beds \$189*/3; \$ 199/4; \$209/5; \$219/6

Shoshone Condominiums

1-bedroom Suite 2 – 6 guests, 3 Boyne queen beds \$209*
1-bedroom Loft 2 – 8 guest, 4 Boyne queen beds \$289*

Summit at Big Sky

Studio 2 – 4 guests \$169*
2-Queen Hotel 2 – 4 guests \$199*/2; \$209*/3; \$219*/4
1-King Hotel 1 – 2 guests \$209*
1-Bedroom 4 – 6 guests \$249*
2-Bedroom 6 – 8 guests \$339*

The Village Center

Studio 2 – 4 guests \$169*
1-Bedroom 4 – 6 guests \$249*
2-Bedroom 6 – 8 guests \$339*
3 – Bedroom 8 – 10 guests \$429*

*17% taxes not included Roll-a-way beds are available for \$10/night.

Camping near Big Sky

Tent and RV camping are available at several campgrounds in the Gallatin Canyon. Following are the closest campgrounds to Big Sky, MT:

Red Cliff Campground - largest and closest, approx. 8 mi. south of the turn off to Big Sky, on US 191.

Swan Creek, Greek Creek, and Moose Creek Flat Campgrounds - 8+ miles north of the turn off to Big Sky, on US 191.

Reservations can be made up to six months in advance. Google camping in Custer Gallatin National Forest for more information, and to make reservations, or call 1-877-444-6777.

MAWS 2018 Conference Highlights

Conference Exchange Check in items when you arrive at Firehole registration desk. We will have two exchanges at MAWS 2018: a skein of handspun yarn for the spinners, and a handwoven tea towel for the weavers.

Exchange guidelines:

Tea towel: a new, handwoven tea towel in any color or weave structure

Yarn skein: any type of handspun yarn in a skein of approx. 50 – 100 gr.

Big Sky Barbeque Meet the Instructors and our MAWS Living Treasures Thursday, 6:00 pm. Meet and mingle, get to know our instructors and look for our MAWS Living Treasures. Watch for their special nametags and introduce yourself!

Living Treasures Ceremony Thursday, 7:00 pm. This biennial event honors the latest inductees into the MAWS Living Treasures, an award designed to recognize and honor MAWS members who have made outstanding contributions in the field of fiber arts.

Vendors Grand Opening Thursday 7:30-9:30 pm. Vendors are a special part of any MAWS conference and some of your old favorites (and some surprises!) are already planning to be there. Join us in the vendor hall (Gallatin Room) to see all the wonderful items you can't live without.

Business Over Breakfast with Jane Patrick Friday, 7:00 am. All main conference registrants may attend this special session with Jane Patrick, co-owner of Schacht Spindle Co.

Open Show, 2018 Reach for the Stars: Fiber Artistry in the Big Sky Friday and Saturday, all day. All MAWS members are invited to participate in the Open Show. We encourage you to reach beyond personal boundaries to learn, grow, experiment, and shine! Bring your fiber works, created since the last MAWS conference in 2016.

Guild Booths "Up, Up and Away"

Friday and Saturday, all day.

We hope all our member guilds will take up the challenge of interpreting the show title in their unique ways, and showing off their members' latest work!

Instructors Showcase Friday and Saturday, all day. Our many talented instructors will be bringing pieces from their own collections to display in a special instructors showcase.

Keynote Address "Weaving An Adventure," Doris Florig Friday evening, 6:45 pm. A self-described "Nomadic Contemporary Weaver", Doris has been weaving, teaching, writing and exhibiting her work since the 1970's. We are delighted to welcome her to MAWS 2018.

Top Ten Fiber Tips with Collingwood, Hartshorn and Patrick. Saturday evening, 5:00 pm. Three of our nationally- and internationally-known conference leaders will share their best tips covering their wide range of practice.

Awards Dinner Saturday evening, 6:00 pm. At our final dinner of the 2018 conference, we will acknowledge the amazing and diverse talents of our members. Award winners of the Open Show and Guild Booths will be lauded.

Fashion Show "True Colors of the Big Sky," Saturday evening, 7:00 pm. The MAWS 2018 fashion show will be an open show, without categories or competition. All MAWS members are invited to submit garments for the show. This is a delightful event.

Last Chance to Shop! Vendors open late on Saturday evening after the Fashion Show, until 9:30 pm. Pick up that special item you've been eyeing before it's too late, and don't forget gifts for friends and family who weren't able to attend the conference!

Spin In! Saturday evening, 8:00 pm till ? The Spin In is a MAWS conference must! Have a relaxing chat with all those MAWS

MAWS 2018 Conference Timeline: What's Happening When?

PRE-CONFERENCE		
Monday, June 11		
3:00-5:00 PM	Pre-Conference Registration & Check-In	Firehole Lounge
5:00 PM	Dinner (on your own)	Big Sky Restaurants
Tuesday, June 12		
7:30-8:30 AM	Pre-Conference Registration & Check-In	Firehole Lounge
7:30-8:30 AM	Breakfast*	Huntley Dining
9:00 AM-12:00 PM	Morning Workshop Session	TBA
12:00-1:00 PM	Lunch*	Huntley Dining
1:00-4:00 PM	Afternoon Workshop Session	TBA
3:00-5:00 PM	Pre-Conference Registration & Check-In	Firehole Lounge
5:00 PM	Dinner (on your own)	Big Sky Restaurants
Wednesday, June 13		
7:30-8:30 AM	Pre-Conference Registration & Check-In	Firehole Lounge
7:30-8:30 AM	Breakfast*	Huntley Dining
9:00 AM-12:00 PM	Morning Workshop Session	TBA
12:00-1:00 PM	Lunch*	Huntley Dining
1:00-4:00 PM	Afternoon Workshop Session	TBA
3:00-5:00 PM	Pre-Conference Registration & Check-In	Firehole Lounge
5:00 PM	Dinner (on your own)	Big Sky Restaurants
Thursday, June 14		
7:30-8:30 AM	Pre-Conference Registration & Check-In	Firehole Lounge
7:30-8:30 AM	Breakfast*	Huntley Dining
9:00 AM-12:00 PM	Morning Workshop Session	TBA
12:00-1:00 PM	Lunch*	Huntley Dining
1:00-4:00 PM	Afternoon Workshop Session	TBA
MAIN CONFERENCE		
Thursday, June 14		
12:00-5:00 PM	Set-up Time: Vendors, Guild Booths, Instructors Show	Varies
3:00-5:00 PM	Conference Registration & Check-In	Firehole Lounge
3:00-5:00 PM	Open Show Entry & Exchange Item Check-In	Firehole Lounge
5:30-7:00 PM	Big Sky BBQ—Meet the Instructors!	Huntley Dining
7:00-7:30 PM	Living Treasures Program	Huntley Dining
7:30-9:30 PM	Vendor Grand Opening	Gallatin
7:30 PM	Judging and Set-Up of Open Show	Cheyenne

*Breakfast and lunch provided with registration for pre-conference.

MAWS 2018 Conference Timeline: What's Happening When?

MAIN CONFERENCE		
Friday, June 15		
7:00-8:30 AM	Breakfast	Huntley Dining
7:00-8:30 AM	Business Over Breakfast with Jane Patrick	N. Huntley Dining
7:00-8:30 AM	Conference Registration & Check-In	Firehole Lounge
9:00 AM-5:30 PM	Vendors Open	Gallatin
9:00 AM-5:00 PM	Open Show/Guild Booths Open	Cheyenne
9:00 AM-5:00 PM	Instructor Show Open	TBA
9:00 AM-12:00 PM	Morning Workshop Session	TBA
12:00-1:00 PM	Lunch & MAWS Membership Meeting	Huntley Dining
1:00-4:00 PM	Afternoon Workshop Session	TBA
5:30-6:30 PM	Dinner	Lone Peak Pavilion
6:45-7:30 PM	Keynote: Doris Florig, "Weaving an Adventure"	Amphitheater
7:30 PM	Strawberry Shortcake & Book Signing	Lower Atrium
7:30-9:30 PM	Shop-Till-You-Drop	Gallatin
Saturday, June 16		
7:00-8:30 AM	Breakfast	Huntley Dining
7:00-8:30 AM	MAWS Board Meeting	TBA
7:00-8:30 AM	Conference Registration & Check-In	Firehole Lounge
9:00 AM-5:30 PM	Vendors Open	Gallatin
9:00 AM-5:00 PM	Open Show/Guild Booths Open	Cheyenne
9:00 AM-5:00 PM	Instructor Show Open	TBA
9:00 AM-5:00 PM	Community Day with Fiber Art Demonstrations	Sunken Lobby
9:00 AM-12:00 PM	Morning Workshop Session	TBA
12:00-1:00 PM	Lunch	Huntley Dining
1:00-4:00 PM	Afternoon Workshop Session	TBA
5:00-6:00 PM	Top 10 Fiber Tips: with Collingwood, Hartshorn & Patrick	Amphitheater
6:00-7:00 PM	Awards Dinner	Madison/Jefferson
7:00-8:00 PM	Fashion Show	Madison/Jefferson
8:00-9:30 PM	Vendors Open-Last Chance!!	Gallatin
8:00-9:30 PM	Spin-In	Upper Atrium
8:00-9:30 PM	Pick-up Exchange/Open Show Items	Cheyenne
9:30-11:00 PM	Vendor Take-Down	Gallatin
Sunday, June 17		
8:30-10:00 AM	Breakfast—Farewells!	Huntley Dining
8:30-10:00 AM	Pick-up Exchange/Open Show Items/Guild Booths	Cheyenne




MAWS 2018 Pre-Conference Class Schedule

Three-Day Classes, Tuesday-Thursday, June 12-14		
Workshop Title	Instructor	Room (max. # participants)
3-End Block Weave Rugs	Jason Collingwood	Jefferson (20)
Weaving in a Parallel Universe	Linda Hartshorn	Madison (25)
Two-Day Classes, Wednesday-Thursday, June 13-14		
Shibori Dyeing 1 and Too	Lonna Alexander-	Lone Peak Pavilion (20)
Textural Treats: Patterns and Textures on the Rigid Heddle Loom	Jane Patrick	Tallus (15)
Learn to Weave on a 4-Harness Loom	Jo Anne Setzer	Lamar/Gibbon (12)
Three Workshops in One: Horoscope Weaving, Woven Words, Almost Ikat	Bonnie Tarses	Canyon/Lake (15)
One-Day Classes, Thursday, June 14		
Natural Dyeing	Doris Florig	Lone Peak Pavilion (12)
Spinning Basics—AKA: Increase Your Spinning Options	Judie Overbeek	Upper Atrium (15)

MAWS 2018 Main Conference Class Schedule

Two-Day Classes, Friday-Saturday, June 15-16		
Class Title	Instructor	Room (max # participants)
Plain Weave: Introduction to Rug Weaving	Jason Collingwood	Jefferson(20)
One-Day Classes		
Friday, June 15	Saturday, June 16	
Weaving for Collapse Judie Overbeek Madison(12)	Tapestry Weaving Doris Florig Dunraven(12)	
Creative Pin Loom Weaving: Embellished Bag Jane Patrick Lake(15)	Spontaneous Weaving from the Heart Bonnie Tarses Madison(12)	
Spinning the Rainbow Lonna Alexander-Steele Gibbon(15)	Sky's the Limit Alpaca Yarns Lonna Alexander-Steele Obsidian(15)	
Silk Tasting Jane Fournier Canyon(14)	Smooth as Silk Jane Fournier Canyon(14)	
Eco Printing Judith Colvin Lone Peak Café(15)	Felt Small Bag Judith Colvin Lone Peak Café(10)	
Computer Design in Weaving: Introduction to <i>Fiberworks</i> Pam Refling North Mammoth(20)	Pine Needle Weaving LeeAnn Galusha TBD(12)	
Ikat Dyeing with Cochineal Doris Florig Lone Peak Pavilion(16)	Organic Indigo Linda Hartshorn Lone Peak Pavilion(12)	
Half-Day Classes		
Friday, June 15—Morning	Saturday, June 16—Morning	
Weaving as Joyous Prayer Bonnie Tarses Obsidian/Dunraven(40)	Love Affair with Paper Weaving: Creative Woven Cards Jane Patrick Lake(20)	
Silk Painting and Stamping with Natural Dye Extracts Linda Hartshorn Lone Peak Pavilion(20)	Color Magic for Spinners Judie Overbeek Lamar(15)	
Color Slip-Stitch Knitting Linda Shelhamer Lamar(12)	Beginner's Needle Felting LaVonne Stucky Gibbon(12)	
Friday, June 15—Afternoon	Saturday, June 16—Afternoon	
What Shall I Weave Next Bonnie Tarses Obsidian(25)	Tile Woven Décor: A New Look at <i>Time to Weave</i> Jane Patrick Lake(20)	
Beginning Spinning on a Wheel Melody Murter Dunraven(12)	Many Colors From Few Judie Overbeek Lamar(20)	
Warp Painting for Weavers Linda Hartshorn Lone Peak Pavilion(20)	Felting with Your Favorite Breed LaVonne Stucky Gibbon(12)	
Introduction to Lace Knitting Linda Shelhamer Lamar(12)		




MAWS 2018 Class Descriptions Alphabetical Order by Instructors Last Name

Instructor & Class	Description
<p data-bbox="110 220 498 294">Lonna Alexander-Steele Shibori Dyeing 1 and Too</p> 	<p data-bbox="516 220 1502 367">Shibori is a Japanese term for methods of dyeing cloth by binding, stitching, folding, twisting, and compressing. In Japan, the earliest known example of cloth dyed with the shibori technique dates back to the 8th century.</p> <p data-bbox="516 378 1502 525">Shibori Dyeing – A modern Twist: This class will focus on techniques used to produce color safely through the use of shirring, and folding and clamping to produce interesting patterns of color and texture on the fabric.</p> <p data-bbox="516 535 1502 651">Shibori Too will look at wrapping, twisting, folding and binding fabrics that with the use of multiple colors will produce a modern take on the ancient form of enhancing and embellishing fabrics.</p> <p data-bbox="516 661 1063 808">Class Level: Everyone Materials Fee: \$30 Max # of Students: 20 Wed/Thurs, All-day, Pre-Conference</p>
<p data-bbox="110 840 498 945">Lonna Alexander-Steele Sky's the Limit Alpaca Yarns</p> 	<p data-bbox="516 840 1502 976">We will discuss the structure of the 2 breeds of Alpaca fiber, cleaning, and preparation of the fiber for 5 different styles of yarn and explore how alpaca blends with silk and wool to produce yummy yarns with warmth, drape and sparkle.</p> <p data-bbox="516 987 1502 1144">The techniques will include but are not limited to woolen spun, worsted spun, on the fold textured, cloud yarn, and core spun novelty yarns. There will be a discussion on how and when to “bloom” alpaca yarns for the best appearance and use.</p> <p data-bbox="516 1155 1502 1375">Class Level: Advanced Beginner—Student must be able to spin a continuous yarn and understand the workings of the Wheel that they will use in class. Materials Fee: \$15 Max # of Students: 15 Sat, All-day</p>
<p data-bbox="110 1417 498 1491">Lonna Alexander-Steele Spinning the Rainbow</p> 	<p data-bbox="516 1417 1502 1638">This class that will explore how color, texture and reflective value affect the look of a yarn with emphasis on the choice and use of hand painted rovings. Students will learn several methods of spinning a roving to produce a number of distinctly differing yarns using a single hand painted roving. Methods may include singles, novelty yarns, and multiple color plying.</p> <p data-bbox="516 1648 1502 1879">Class Level: Advanced Beginner and Up—Student must be able to spin a continuous yarn and understand the workings of the wheel that they will use in class. Materials Fee: \$15 Max # of Students: 15 Fri, All-day</p>

MAWS 2018 Class Descriptions Alphabetical Order by Instructors Last Name

Instructor & Class	Description
<p>Jason Collingwood 3-End Block Weave Rugs</p> 	<p>This 3-day pre-conference workshop is an exploration of three end block weaves, the same structure Jason uses to weave all his rugs. Starting with simple two color designs and moving on to designing within the blocks and the introduction of a third color. Techniques such as clasped wefts and dovetailing will be looked at to further increase the design scope of this structure. 2 / 1 double faced twill will also be covered in this class. Special emphasis will be placed on Shaft Switching, every one being able to adapt their looms in class to try out this exciting technique.</p> <p>Class will include instruction on how to set up the loom correctly for rug weaving. Twining at the beginning and end of the rug, darning in of the loose ends, use of the temple and many other invaluable tips for successful rug weaving. Each class concludes with a look at rug finishes, a few of the many finishes will be demonstrated.</p> <p>Class Level: Intermediate/Advanced Materials Fee: \$8 Max # of Students: 20 Tues/Wed/Thurs, All-day, Pre-Conference</p>
<p>Jason Collingwood Plain Weave: Introduction to Rug Weaving</p> 	<p>This two-day conference workshop is an ideal course for those wishing to try out rug weaving for the first time, though with enough 'tricks' to also suit the more experienced weaver. Students will learn how to make a strong serviceable rug (plain weave being an excellent structure for rugs). Initially weaving stripes and spots using two colors, learning how to overcome the selvage problems inherent in each different design. Clasped wefts, crossed wefts and compensated inlay will be covered, all these new techniques giving the weaver more freedom with design.</p> <p>Class will include instruction on how to set up the loom correctly for rug weaving. Twining at the beginning and end of the rug, darning in of the loose ends, use of the temple and many other invaluable tips for successful rug weaving. Each class concludes with a look at rug finishes, a few of the many finishes will be demonstrated.</p> <p>Class Level: Advanced Beginner Materials Fee: \$8 Max # of Students: 20 Fri/Sat, All-day</p>




MAWS 2018 Class Descriptions Alphabetical Order by Instructors Last Name

Instructor & Class	Description
<p>Judith Colvin Eco Printing</p> 	<p>We will spend the day completing a number of projects which give experience in preparing bundles that give good contact between fabric and plants to make beautiful prints.</p> <p>Class Level: Everyone Materials Fee: \$25 Max # of Students: 15 Fri, All-day</p>
<p>Judith Colvin Felt Small Bag</p> 	<p>Join us to make a felt bag. These bags are light weight and durable. I will be teaching a variety of surface design techniques to embellish the outside of the bag.</p> <p>Class Level: Beginner—Some previous felting experience would be helpful. Materials Fee: \$25 Max # of Students: 10</p>
<p>Doris Florig Ikat Dyeing with Cochineal</p> 	<p>Doris will bring the dye pots and the cochineal for this hands on workshop using this ancient Ikat or Mayan Jaspe techniques. You will go home with 2 skeins of dyed yarn with a unique pattern designed by you, ready for your next knitting or weaving project.</p> <p>Class Level: Everyone Materials Fee: \$22 Max # of Students: 12 Fri/All-day</p>




MAWS 2018 Class Descriptions Alphabetical Order by Instructors Last Name

Instructor & Class	Description
<p data-bbox="191 241 417 317">Doris Florig Natural Dyeing</p> 	<p data-bbox="518 241 1516 464">Learn to enjoy the pleasures of gathering flowers and plants to be used for the purpose of dyeing yarns and fabrics. We will simmer the plant materials to the desired shades and submerge fibers into the dye bath. Go home with a sample booklet of the papers, fabric, and fibers that we dyed in class. This will be the beginning of your reference book for producing natural dyes in the future.</p> <p data-bbox="518 478 987 625">Class Level: Everyone Materials Fee: \$12 Max # of Students: 20 Thurs, All-day, Pre-Conference</p>
<p data-bbox="167 735 441 810">Doris Florig Tapestry Weaving</p> 	<p data-bbox="518 735 1502 919">Doris will guide you through the process of designing and weaving a personally unique tapestry. Whether you are attracted to abstract work or traditional designs, you will gain the technical skills needed to continue weaving on your own after completing this workshop. All ability levels can benefit from this class.</p> <p data-bbox="518 934 1333 1081">Class Level: Beginner—Wool yarn and looms provided. Materials Fee: \$15 Max # of Students: 12 Sat, All-day</p>
<p data-bbox="204 1228 404 1304">Jane Fournier Silk Tasting</p> 	<p data-bbox="518 1228 1502 1598">Confused and overwhelmed by all the different forms of silk available for hand spinning? Or perhaps you have a stash of gorgeous silk that you're not sure what to do with. This workshop looks at the most common and some of the less well-known forms of this luxurious fiber and the spinning techniques that will allow you to handle it with confidence. We'll try out different drafting techniques for the various forms, discuss and experiment with different yarn design considerations, and cover finishing silk yarns to display the fiber and your spinning to best advantage. As we go, we'll touch on interesting facts about sericulture and some of the terminology specific to silk.</p> <p data-bbox="518 1612 1487 1797">Class Level: Advanced Beginner and Up—Must be able to spin a continuous yarn on the spinning equipment brought to class. Materials Fee: \$20 Max # of Students: 14 Fri, All-day</p>

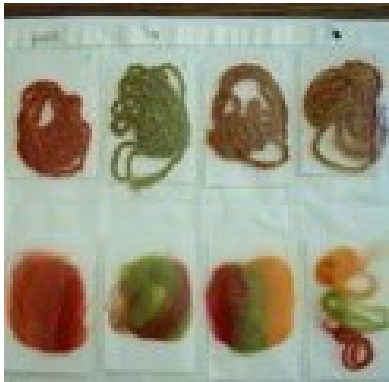
MAWS 2018 Class Descriptions Alphabetical Order by Instructors Last Name

Instructor & Class	Description
<p>Jane Fournier Smooth as Silk</p> 	<p>Silk has wonderful properties of warmth, shine, strength, and softness and you can capture these qualities by using silk in combination with other fibers in a variety of ways to create yarns with exceptional character. In this workshop we'll combine silk with other fibers in blends, plies, and special-effect yarns. We will cover blending techniques and how to select silk and other fibers for successful blends; explore different drafting techniques for the different forms of silk; and learn how to use different yarn constructions with silk and other fibers to create unique yarns. As we go, we'll discuss finishing your yarns to emphasize their luxurious character and touch on interesting facts about sericulture and some of the terminology specific to silk.</p> <p>Class Level: Advanced Beginner—Must be able to spin a continuous yarn on the spinning equipment brought to class. Materials Fee: \$20 Max # of Students: 14 Sat, All-day</p>
<p>LeeAnn Galusha Pine Needle Weaving for the Beginner</p> 	<p>Participants will learn how to make a pendant. Instructions will include how to start a center, spiral stitch, make a loop, and how to end.</p> <p>Class Level: Everyone Materials Fee: \$35 Max # of Students: 12 Sat, All-day</p>
<p>Linda Hartshorn Organic Indigo</p> 	<p>Discover the Organic Indigo Vat, a way of indigo dyeing that uses fruits, sugars and other natural substances to dye beautiful natural blues. Developed by Michel Garcia, the "1 2 3" method works faster than fermentation and does not require the use of chemicals. In our workshop we will create vats using henna, bananas and fructose as reducing agents. We will dye silk and cotton fabrics to make sets of color gradated samples, and we will also dye wool yarns. Learn how to maintain your indigo vat and keep it going.</p> <p>Class Level: Everyone Materials Fee: \$25 Max # of Students: 12 Sat, All-day</p>




MAWS 2018 Class Descriptions

Instructor & Class	Description
<p style="text-align: center;">Linda Hartshorn Silk Painting and Stamping with Natural Dye Extracts</p> 	<p>Handpaint and embellish two silk scarves with brilliant colors from plants, minerals, and an insect! Discover how to use natural dyes for surface design in a fun, hands-on workshop. We will make natural paint dyes from extracts, and thicken them for stamping designs onto fabric. Take the scarves home to rinse out after they have cured.</p> <p>Class Level: Everyone Materials Fee: \$25 Max # of Students: 20 Fri, AM</p>
<p style="text-align: center;">Linda Hartshorn Warp Painting for Weavers</p> 	<p>Painted warps add a whole new dimension to your weaving, and they are so much fun to weave on! Paint a warp for your project with fiber reactive dyes. Learn how to sett a warp emphasis fabric, and how to use warp painting in combination with various weave structures. Take your painted warp home to weave!</p> <p>We will be painting warps for a tencel scarf. The warps will be pre-wound at home according to instructions. Suggestions and ideas for how to weave the project will also be given.</p> <p>Class Level: Beginner Materials Fee: \$15 Max # of Students: 20 Fri, PM</p>
<p style="text-align: center;">Linda Hartshorn Weaving in a Parallel Universe</p> 	<p>Explore a parallel universe of possibilities in weaving! Parallel threadings are incredibly versatile and can be used to weave a variety of structures including echo weave twills, four color doubleweave, and polychrome turned taquete. Create vibrant colorways, echoes and iridescence by using two or more colors in the warp. Weave samples in a round robin, study drafts and learn how to create a parallel threading. Add the power of parallel threadings to your weaving repertoire. Requires a table or floor loom with 8 or more shafts.</p> <p>Class Level: Intermediate/Advanced Materials Fee: \$20 Max # of Students: 25 Tue/Wed/Thurs, All-day, Pre-Conference</p>




MAWS 2018 Class Descriptions Alphabetical Order by Instructors Last Name

Instructor & Class	Description
<p>Melody Murter Beginning Spinning on a Wheel</p> 	<p>Begin your journey into the beautiful art of traditional wheel spinning. Learn wheel mechanics, fiber, preparation of fiber and the basics to get started creating yarn for your pleasure.</p> <p>We will learn and practice with the cadence of our wheels and talk a bit about ratio. We will spin from prepared roving, which is all local from Thirteen Mile Ranch in Bozeman. We will briefly discuss drum cards, hand cards, combs, and if time allows play with carding board; however, the emphasis should be on you spinning.</p> <p>Practice, practice, and more practice is the only way to get good at this so that you can relax and enjoy the rhythm of a beautiful wheel and create a beautiful strand (they are all beautiful!). Do not judge yourself too harshly and enjoy.</p> <p>Class Level: Beginner—Student will need to bring a spinning wheel. Materials Fee: \$25 Max # of Students: 12 Fri, PM</p>
<p>Judie Overbeek Color Magic for Spinners</p> 	<p>This is NOT a color theory class! You'll spend time building a fiber color wheel by hand-blending wool fibers pre-dyed in three primary colors. The magic happens as you take two garish colors and mix them together to reveal a totally new and more subtle color. This exercise reveals the power of color mixing, allowing you to you create unique colors for any project you have in mind. If time permits you can explore the addition of black and white to your blends.</p> <p>Class Level: Everyone Materials Fee: \$10 Max # of Students: 15 Sat, AM</p>
<p>Judie Overbeek Many Colors From Few</p> 	<p>This class is for anyone who wants to do a bit more with colored fiber. Whether you are a novice or an expert you can enjoy the process of taking just three colors of wool top and blending them on hand-cards to create an array of 14 or more compatible colors. Spinning them into 2-py yarn samples will give you a good look at what you have accomplished. The organizers provided give you an easy way to see the result of your blending, and will remind you of your process so it can be repeated later. This kind of color development is especially fun for knitters, tapestry weavers, and rug hookers. We will be doing two-ply yarn samples, but there is one which is Navajo plied. If you don't know how to do that, you can skip it. You'll still have a lot of colors to admire.</p> <p>Class Level: Beginner (Should be able to spin a continuous yarn.) Materials Fee: \$12 Max # of Students: 20 Sat, PM</p>




MAWS 2018 Class Descriptions Alphabetical Order by Instructors Last Name

Instructor & Class	Description
<p>Judie Overbeek Spinning Basics: AKA, Increase Your Spinning Options</p> 	<p>This class is for beginners who have a spinning wheel and can spin a continuous strand. The hope is to give you more tools with which to increase your spinning options. It is NOT a how to learn to spin from scratch class.</p> <p>Class Level: Just beyond beginner - you should be OK with your wheel and able to spin a continuous strand (not necessarily smooth and even).</p> <p>Materials Fee: \$15 Max # of Students: 20 Thurs, All-day, Pre-Conference</p>
<p>Judie Overbeek Weaving for Collapse</p> 	<p>Not all weave structures yield a flat, smooth surface. With six or more harnesses you can create a twill structure which builds a permanent set of hills and valleys. They don't appear until the fabric is washed, but once activated, they are there forever. This seemingly magical structure is really pretty simple. Join the fun of weaving collapse fabric, entice your creative genie out of the bottle, and explore the variations on this theme.</p> <p>Class Level: Intermediate, experience with 8-Harness weaving is helpful.</p> <p>Materials Fee: \$10 Max # of Students: 20 Fri, All-day</p>
<p>Jane Patrick Creative Pin Loom Weaving: Embellished Bag</p> 	<p>In this all-day workshop, you will learn to weave on a Schacht Zoom Loom pin loom. After you've mastered weaving, you'll finish several squares and felt them. In the afternoon, we'll sew the squares together and embellish with beads, buttons, sport felting or embroidery. A rope handle will finish off your little bag, whether for your cell phone, evening parties, or a talisman bag. The Schacht Zoom Looms are provided for use during the class.</p> <p>Class Level: Beginner Materials Fee: \$15 Max # of Students: 15 Fri, All-day</p>




MAWS 2018 Class Descriptions Alphabetical Order by Instructors Last Name

Instructor & Class	Description
<p>Jane Patrick Love Affair with Paper Weaving: Creative Woven Cards</p> 	<p>Part of paper's appeal is that it appears to be an ephemeral substance, yet it can have incredible strength—and beauty. We'll explore paper's possibilities for creative weaving in this ½ day workshop. Ideas and tips for creating special woven cards worthy of framing will be presented.</p> <p>Class Level: Everyone Materials Fee: \$8 Max # of Students: 20 Sat, AM</p>
<p>Jane Patrick Textural Treats: Patterns and Textures on the Rigid Heddle Loom</p> 	<p>The simplest of weave structures can be used to create luscious, irresistible cloth. Using the rigid heddle loom, this workshop will focus on how to use yarns, structure, or both to create fabrics where less is more. We'll explore finger-controlled lace techniques such as leno and brooks bouquet, as well as pile structures, such as looping, rya and soumak. Simple weaves using plain weave and a pick-up stick, including weft-floats, warp-floats, and warp-and-weft floats, will be explored in depth. We'll look at the highly textural surfaces possible when novelty yarns and weave structure are combined.</p> <p>Class Level: Advanced Beginner—Student needs to have woven and come with a warped rigid heddle loom. Materials Fee: \$10 Max # of Students: 15 Wed/Thurs, All-day, Pre-Conference</p>
<p>Jane Patrick Tile Woven Décor—A New Look at <i>Time to Weave</i></p> 	<p>The most popular project in my book <i>Time to Weave</i> is the wrapped tile. In this class, you'll have your own opportunity to create your own stunning wall décor. A variety of large tiles will be available to choose from, as well as materials for wrapping and weaving. Hangers can be applied to the tiles, or alternately, tiles can be displayed on a picture stand. As time allows, small 1-2" tiles will be available, along with embroidery floss, and magnetic strips for creating a montage of color squares—a fun way to design a changing wall design and explore color interactions.</p> <p>Class Level: Everyone Materials Fee: \$16 Max # of Students: 20 Sat, PM</p>




MAWS 2018 Class Descriptions Alphabetical Order by Instructors Last Name

Instructor & Class	Description
<p>Pam Refling Computer Design in Weaving: Introduction to <i>Fiberworks</i></p>  <p>Fiberworks PCW</p>	<p>In this class you will learn the basic functions of the <i>Fiberworks</i> computer weaving program for 4-8 shaft looms, although all components learned also apply to multi-harness, greater than 8 shaft, looms. Using a design you have previously used or would like to try, you will have an opportunity to try out the concepts in a relevant way as they are introduced.</p> <p>Students will need to bring a laptop computer with Fiberworks PCW already installed and should have a 4-8 shaft weaving draft to work with in class.</p> <p>Class Level: Beginner Materials Fee: \$5 Max # of Students: 20 Fri, All-Day</p>
<p>Jo-Anne Setzer Learn to Weave on a 4-Harness Loom</p> 	<p>You will learn how to plan a weaving project, read a draft, wind a warp for your loom, thread your loom, and how to weave on your loom.</p> <p>Class Level: Beginner—Student will need to bring a 4-shaft loom to the workshop. Materials Fee: \$10 Max # of Students: 12 Wed/Thurs, All-day, Pre-Conference</p>
<p>Lavonne Stucky Felting With Your Favorite Breed</p> 	<p>As we know, different breeds of sheep have different fibers. Some felt easily and others, well, join me in a study of wet-felting wool from different breeds of sheep and let's see! Each student will be given a bag of washed wool from a different breed of sheep. With that single breed, each person will be wet felting it into a useful square or rectangle to use as you wish.</p> <p>Please note: This requires some hand motion and rolling, patting, etc. If you have your own favorite breed and would like to bring your own wool, please contact Lavonne no later than one month before the class and let her know what you will be bringing.</p> <p>Class Level: Everyone Materials Fee: \$25, if you are providing your own wool, materials are \$5. Max # of Students: 12 Sat, PM</p>


MAWS 2018 Class Descriptions Alphabetical Order by Instructors Last Name

Instructor & Class	Description
<p>Linda Shelhamer Color Slip-Stitch Knitting</p> 	<p>Learn color slip stitch knitting (or mosaic knitting) on an easy to knit head band. The pattern suitable for beginners on up also contains a hat option if desired. Mosaic knitting only uses one color per round. The headband or hat is lined with a knitted band for extra warmth. Instructor will also explain creating messy bun hats, and discuss turning any hat into a headband or vice versa and designing in mosaic stitch. This headband will be almost done at end of class.</p> <p>Class Level: Beginner Materials Fee: \$6 Max # of Students: 12 Fri, AM</p>
<p>Linda Shelhamer Introduction to Lace Knitting</p> 	<p>Knit a scarf and learn all the elements of lace knitting on this easy 4-row pattern. Learn provisional cast-on, yo, mirrored decreases, lifelines, blocking and how to pick out doable lace patterns. Knit in any yarn from lace to sport/dk. Learn to add sideways borders. If you can knit and purl this class is for you. Students will get a good start on the project in class and may use any weight of yarn.</p> <p>Class Level: Beginner who can knit and purl Materials Fee: \$7 Max # of Students: 12 Fri, PM</p>
<p>Lavonne Stucky Beginner's Needle Felting</p> 	<p>This is a beginning needle felting class that will cover the basics of needle felting. Kits will be available with all you need. Various colors will be on hand so you can create your own unique owl(s).</p> <p>Class Level: Everyone Materials Fee: \$20 Max # of Students: 12 Sat, AM</p>

MAWS 2018 Class Descriptions Alphabetical Order by Instructors Last Name

Instructor & Class	Description
<p>Bonne Tarses Spontaneous Weaving from the Heart</p> 	<p>Explore free weaving inspired by Saori philosophy. If you are fairly new to weaving or have fallen into a weaving rut, here is the perfect opportunity to express yourself spontaneously and creatively while having a jolly good time.</p> <p>Bonnie gives an overview of Saori, presents a pile of yarns for the class to sort and select, and then weave on pre warped looms students have prepared prior to the workshop.</p> <p>Class Level: Beginner—First time weavers are welcome, but he/she must find someone to help them get warped.</p> <p>Materials Fee: \$5 Max # of Students: 12 Sat, All-day</p>
<p>Bonnie Tarses Three Workshops in One: Color Horoscope, Woven Words, Almost Ikat</p> 	<p>Come join in the discovery of 3 unique methods of color blending developed by Bonnie over the past 4 decades as demonstrated in a spectacular array of examples. Students will use Color Horoscope Weaving as their primary focus, which means they will arrive at the workshop with their loom warped and ready to weave with a personal Color Horoscope. Be advised that this workshop begins at home at least one month (hopefully two) before the conference with one on one email instruction for setting up an individual unique warp. During the workshop, students get a taste of all 3 techniques providing inspiration and ideas that will last for years.</p> <p>Class Level: Advanced Beginner and Up—Students must bring a warped loom to the workshop.</p> <p>Materials Fee: \$55 Max # of Students: 15 Wed/Thurs, All-Day, Pre-Conference</p>
<p>Bonnie Tarses Weaving as Joyous Prayer</p> 	<p>Create 2 paper collages based on the theme of empowerment and crafted from colorful magazine clippings. (Remember how much fun it was to cut and paste?) Then comes the weaving surprise!</p> <p>Bonnie's goal is to inspire individuals to share the power of creating together with their communities.</p> <p>Class Level: Everyone Materials Fee: \$1 Max # of Students: 40 Fri, AM</p>

MAWS 2018 Class Descriptions Alphabetical Order by Instructors Last Name

Instructor & Class	Description
<p data-bbox="115 241 490 310">Bonnie Tarses What Shall I Weave Next</p> 	<p data-bbox="516 241 1507 575">This workshop is a roadmap to chart your course through the vast expanse of the weaving journey. Bonnie intends to supply a multitude of answers to questions related to project planning, but first she will send a detailed questionnaire for students to fill out and return prior to the Conference. In this way she can custom tailor the workshop to fit each student's needs. We will be talking about looms, yarns, yarn calculations, sett, tools, finishing, beginning, ideas, color, creativity, stash building, stash reduction, collaboration, production weaving, to gamp or not to gamp, etc.</p> <p data-bbox="516 590 862 737">Class Level: Beginner Materials Fee: None Max # of Students: \$25 Fri, PM</p>

MAWS 2018 Instructor Biographies Alphabetical



Lonna Alexander-Steele is a fiber artist and retired college instructor living in Idaho who refurbishes and repairs, looms, spinning wheels, and fiber working tools. Lonna has had fiber animals throughout her life but now prefers to feed things: she spends her winters feeding the fireplace, her loom, her spinning wheel and her husband. Lonna has written for SpinOff magazine and been privileged enough to have taught at numerous festivals and fiber arts venues throughout the US.



Jason Collingwood, born May 1963, learned rug weaving from his father, and established his own studio in 1986 in the village of Nayland in Suffolk, U.K.

Over last 31 years Jason has woven nearly 2500 rugs. Most have been commissions for private individuals but he has also worked with corporate clients, numerous architects and interior designers. Large commissions include 24 rugs for the Sheraton hotel in Dar es Salaam, Tanzania and a series of rugs for a castle in Switzerland. Jason is currently working in partnership with the Spanish Fashion house LOEWE, producing all the rugs for their Madrid flagship store, their Tokyo store in Japan and Qingdao and Shanghai stores in China. Exhibitions include a one man show in Amsterdam and two man shows in Oxford, Connecticut (USA), and Portland (USA).

In addition to designing and weaving, Jason also spends 3 – 4 months each year teaching at various art schools in North America, Australia and Europe and estimates that he has taught nearly 10,000 people to weave. This has led to Jason having his own brand of rug wool available in the USA, as well as instructional DVD's and publications. In recognition of his work, Jason was awarded the Heritage Crafts 'trainer of the year' 2016, and 'inducted' into the 'wool carpet & rug hall of fame' in the same year.



A sheep breeder and spinner for nearly 30 years, **Judith Colvin** has concentrated on felting for the past eleven years. She has taken and sponsored many classes from internationally-acclaimed felt artists. In addition to teaching felting classes, Judith tries to attend workshops as a student each year to increase her own understanding of the felting process and the myriad of techniques available.

<http://judithcolvindesigns.com>

MAWS 2018 Instructor Biographies Alphabetical



Doris Florig is a fiber artist traveling the world, learning traditional techniques from the indigenous people from a multitude of cultures. She specializes in tapestry weaving, fiber sculpting and dyeing her own yarns. She has been weaving since the 70's, exhibiting her work and sharing her knowledge by teaching and writing through those years.



Jane Fournier is a native of New Zealand and grew up spinning wool. Since moving to the United States over 30 years ago she has enjoyed and explored the wealth of other fibers now available. She holds the Certificate of Excellence in Handspinning, with a special study of handspun yarn for lacemaking, and has written for Spin-Off and Shuttle, Spindle & Dyepot. Jane and Nola Fournier, her mother, are co-authors of the book *In Sheep's Clothing: A Handspinner's Guide to Wool*.

Jane's workshops encourage participants to expand their skills and approach to spinning to take full advantage of the huge range of color, texture, and character available to those of us who create our own yarns. With extensive experience in a wide range of fabric construction techniques, she also focuses on creating yarns that are truly useful and will excel in whatever textile they are destined for.



Years ago, a chance article about pine needle baskets sparked **LeeAnn Galusha's** curiosity. She was fascinated by the idea of creating something beautiful out of natural materials.

After high school, she spent summers working and taking in the wonders of Yellowstone National Park. She spent one winter in Oregon and was formally introduced to the unique art of pine needle basketry. "By the end of the class I had developed a life-long passion."

Returning to Yellowstone, LeeAnn continued to perfect her artistic skills. Her love of nature also connected her with her husband, Steve. The two of them set off on another adventure in Alaska, where they taught in a two-teacher school on a small island in Prince William Sound. During those long, dark, wet winters, LeeAnn continued to weave her stories into baskets. She began to hand-dye needles and incorporate beads and stitches, to add color to the designs and to those dreary days. After 15 years of enduring the challenges of rural Alaska, LeeAnn and her husband returned to Montana. She continues to create her beloved pine needle art.

MAWS 2018 Instructor Biographies Alphabetical



Linda Hartshorn, an artist of many talents, is coming to us from Northern California where she has established her Lost Coast Weaving studio, tucked away in a remote and beautiful mountain location. Linda is known for unique dyework and lively use of color in her handwoven textiles. With over fifteen years of teaching experience, Linda enjoys leading workshops all over the country. She recently opened Lost Coast Weaving Studio in the mountains of Northern California, where she holds classes and creates her own work. Linda is a two time winner of the Victor Thomas Jacoby Award. Linda's teaching schedule keeps her busy both in the studio and on her travels.

Artist's Statement: In weaving I have discovered the threads that connect us to other weavers, to other places and other times. For me weaving is an essential part of being human. I try to express this in my work, which is influenced by many textile traditions but is still very much my own. I use natural fibers, a diversity of weave structures, and hand dyeing, including the extensive use of plant and mineral dyes, to create artistry in fiber.

Visit Linda's website to learn more about her work and her many interests: <http://www.lindahartshorn.com/>



Hi, I am **Melody Murter** from Hardin, Montana. By day I am a busy Nurse Practitioner enjoying my patients, and always wishing for more time to play with fiber. I have been inspired by spinning and weaving for years as I watched the Navajo elders spinning with a stick and weaving in the deserts of northern New Mexico in the 1980s. As a nurse, I was able to travel to some of the most remote places on the Navajo lands. I received my first wheel in 1992, a good ol' Ashford Traditional. I processed and spun my own Colombia and Rambouillet wool from our small flock with the enthusiastic help of my two year old daughter, who is a great fiber artist and pharmacy student. I had no teachers, no YouTube, or internet at our farm, so I learned the hard way about washing, dying, and felting, but what fun! I have learned so much from others - like Maggie Casey - since then. My daughter and I have attended the Estes Park wool market annually since she was 11 to learn new methods and processes.

I love big and lofty yarns the most, but with the right fiber, I also love to spin a fine yarn. I recently won "Best use of Homespun" at the Intermountain Weavers conference in Durango, Colorado in July. Two years ago in Estes Park I won for a skein of homespun lofty. I have three wheels in the house now, along with five looms, and of course, I am always longing for more.

MAWS 2018 Instructor Biographies Alphabetical



Numerous instructors have illuminated some aspect of weaving, spinning, or dyeing to help **Judie Overbeek** along her path. My goal is to pass that help along to those who want to learn these inexhaustible crafts. I have taken refuge in spinning, weaving, and dyeing for over 40 years, incorporating the three disciplines into a single project whenever possible. A love of process and a deep desire to share my skills keeps me involved both as a student and a teacher. I live in NW Montana and teach spinning, weaving and dyeing throughout the Northwest.



Weaving has been **Jane Patrick's** passion and profession for over 40 years. She first learned to weave while an exchange student in Iceland and knew then that weaving would be a part of her life. After moving to Boulder in 1976 she decided that she wanted to make her livelihood through weaving. Jane was an editor at Interweave Press where she edited books as well as Handwoven magazine. After leaving Interweave, Jane joined her husband Barry Schacht as Creative Director of Schacht Spindle Co. In her spare time Jane has authored four books (two with co-authors) and two videos (Interweave Press), as well as teaches a rigid heddle class on Craftsy. Jane has appeared on HDTV and Craft Daily and has lectured and taught workshops throughout the US.



Pam Refling I have been practicing weaving for 40 years since I took an Adult Education course in rigid heddle weaving. I quickly graduated to floor loom weaving. When Bob Keates came out with the Fiberworks PCW Weaving Program, I was intrigued by the potential of the program and have been using it to design weaving for the past few years. To this day, I continue to discover new ways to use the program, especially for weaving on my Schacht 8 Shaft Wolf and Komby looms. For me, it is way more fun than video games!



JoAnne Setzer's alma mater is Colorado Women's College. My weaving career began about 40 years ago by taking classes at the then Eastern Montana College in Billings. Over the years, numerous workshops in many varied weaving techniques kept the weaving flame aglow while family dominated activities. In 1998 the dream of a "gambrel roofed barn" for a weaving studio became a reality. Teaching workshops at MAWS for the past 10 years has been fun and challenging! I'm grateful to have the opportunity to share what I have learned about the craft of hand weaving.

MAWS 2018 Instructor Biographies Alphabetical



A spinner, dyer, and knitter for over 30 years, **Linda Shelhamer's** passion right now is knitting “faux-hard” patterns that look a lot more complex than they are. She likes to knit while watching tv or visiting. A MAWS Living Treasure, Linda has taught spinning, dyeing and knitting throughout the US and Canada and published patterns on Ravelry and in Knitscene.



LaVonne Stucky was born into farming and the last of her family to continue this pursuit. Her purchase of two sheep, almost 30 years ago, turned into “too many” as she likes to say. They were a happy accident, born on her birthday, which led her down this natural fiber-loving path.

She has taught herself the varied textile endeavors she enjoys, including crochet with a bent bobby pin in the 4th grade when there was no crochet hook to be had. When something called “needle felting” came along, it sounded like the perfect fit for her and her abundance of wool. Blending wet felting and needle felting is something she has taught for the last 7 years as “Artist in Residence” at a local elementary school in Bozeman. Teaching children about sheep and wool has become a passion. She developed the “Ewe to You” station at the local farm fair and helps teach area 4th graders about this subject.

The sheep and wool process will soon be full-circle on their farm with the addition of the mill equipment from Thirteen Mile Lamb and Wool. LaVonne and her husband, Chris should be in full production by January of 2018. LaVonne is dedicated to keeping wool processing in the Gallatin Valley and helping other farmers add value to their wool. Visitors to their farmstay will be able to see the raw product turned into roving and yarn. Serenitysheepfarmstay.com rents out two antique shepherd's wagons to guests from all over the world. You can check them out on airbnb.



Bonnie Tarses—a graduate of Rhode Island School of Design has been weaving since 1960. Inspired by ethnic textiles, color symbolism, and the non-verbal language of color woven as joyous prayer, Bonnie specializes in one-of-a-kind art cloth and private commissions. She operated her studio in Seattle from 1980 to 2010 before returning to Montana to continue her weaving journey. Bonnie's work appears in homes and on bodies all over the world and shares her love of weaving by presenting innovative workshops and lectures throughout the U.S. and Canada. To find out more and see images of her work, visit Bonnie at bonnietarses.com and share Bonnie's weaving spirit.